



MMM Group

VENTICELL[®] IL

Hot-Air Sterilizer with Depyrogenation
in Laboratories, Pharmacy and Industry



protecting human health

Tradition, Quality, Innovation

Since its establishment in 1921, BMT Medical Technology s.r.o., the traditional manufacturer of medical and laboratory technology, has been gradually transformed from a small regional company to an international corporation.

In 1992, it became a member of the European MMM Group which has been operating on the world markets since 1954 as an important supplier of systems for the health care industry, science and research. With its comprehensive offer of products and services, sterilization and disinfection devices for hospitals, scientific institutes, laboratories and pharmaceutical industry, MMM Group has established itself

Individually Designed Laboratory Technology

VENTICELL® IL is a series of modular large-size laboratory devices with the chamber volume of 400 up to 3 900 litres. The device is used for items sterilization at the temperature of up to 180°C, or for items depyrogenation at the temperature of up to 300°C and in optional time mode. The devices can be used in laboratories, industry, pharmacy, and research. VENTICELL® IL is intended for thermally resistant, inflammable materials, e.g.:

- empty glass products – glasses, ampoules, vials, bottles, vessels
- metal materials in pharmaceutical industry – trays, containers, accessories and device parts
- thermally stable basic pharmaceutical products and chemical substances

General and Actively Provable Quality

The factory acceptance test (FAT) in the extent pursuant to client's requirements is taken for granted; the site acceptance test (SAT) can also be performed upon the user's request and in his presence or in the site of the device installation (SAT) if possible. 27-point measurement according to DIN 12880 can also be performed during the output control. To prove the sustained sterilization quality by the manufacturer (importer) in accordance with the declared device parameters, the VENTICELL® IL hot-air sterilizer users are provided with appropriate documents:

- IQ – Installation Qualification
- OQ – Operational Qualification
- PQ – Performance Qualification (validation)

VENTICELL® IL Original without Compromises

- modular system allows variable individual device variation
- one-door and passthrough models
- sterilization chamber, doors, device frame and jacket are made of stainless steel for easy maintenance and long service lifetime
- double semi-automatic door lock for maximal process safety
- horizontal air flow in the chamber, powerful heating elements and highly efficient device insulation ensure short work process times and reduction of operating costs
- control by means of an industrial PLC system
- sterilization phase checking and recording both in graphic and numeric form in the course of the whole process
- simple, intuitive device control by means of a touch panel with possibility of user modification of process parameters
- various possibilities of the batch documentation processing
- regulation of pressure inside the chamber by means of air pressure sensors in relation to sterile or non-sterile space
- main doubled temperature sensors for independent work process control
- auxiliary doubled temperature sensors for better process control
- effective use of inner sterilization space
- transport and loading system guarantees easy handling of the sterilized material by the operator
- wide offer of optional equipment and accessories according to individual needs



laboratories

pharmacy

industry

research

as an outstanding quality and innovations producer on the global markets. The knowledge and experience gained during the implementations of individual supplies for our customers all over the world, and the technical innovations have been permanently and positively influencing the development, construction and production of our devices. High level of our work has also been confirmed by the number of patents and utility and industrial designs as well as an easy implementation of individual device adjustments.

(non-explosive, flameproof and non-toxic)
Extended functions of the device can be used for incubation or for long-term thermal soaking of materials with two-way operation. The additional functions allow maximally efficient use of constrained space in clean premises by using one device instead of formerly used two devices. The device safety is based on requirements of the standard EN 61010-2-040 and it is further adjusted to individual needs of each workplace. The device is designed and manufactured within the certified quality system in accordance with EN ISO 9001.

The tests and validations are performed by our accredited testing laboratory according to the standards.

MMM Group
– excellence in medical
and laboratory technology

Hot-Air Sterilization and Depyrogenation

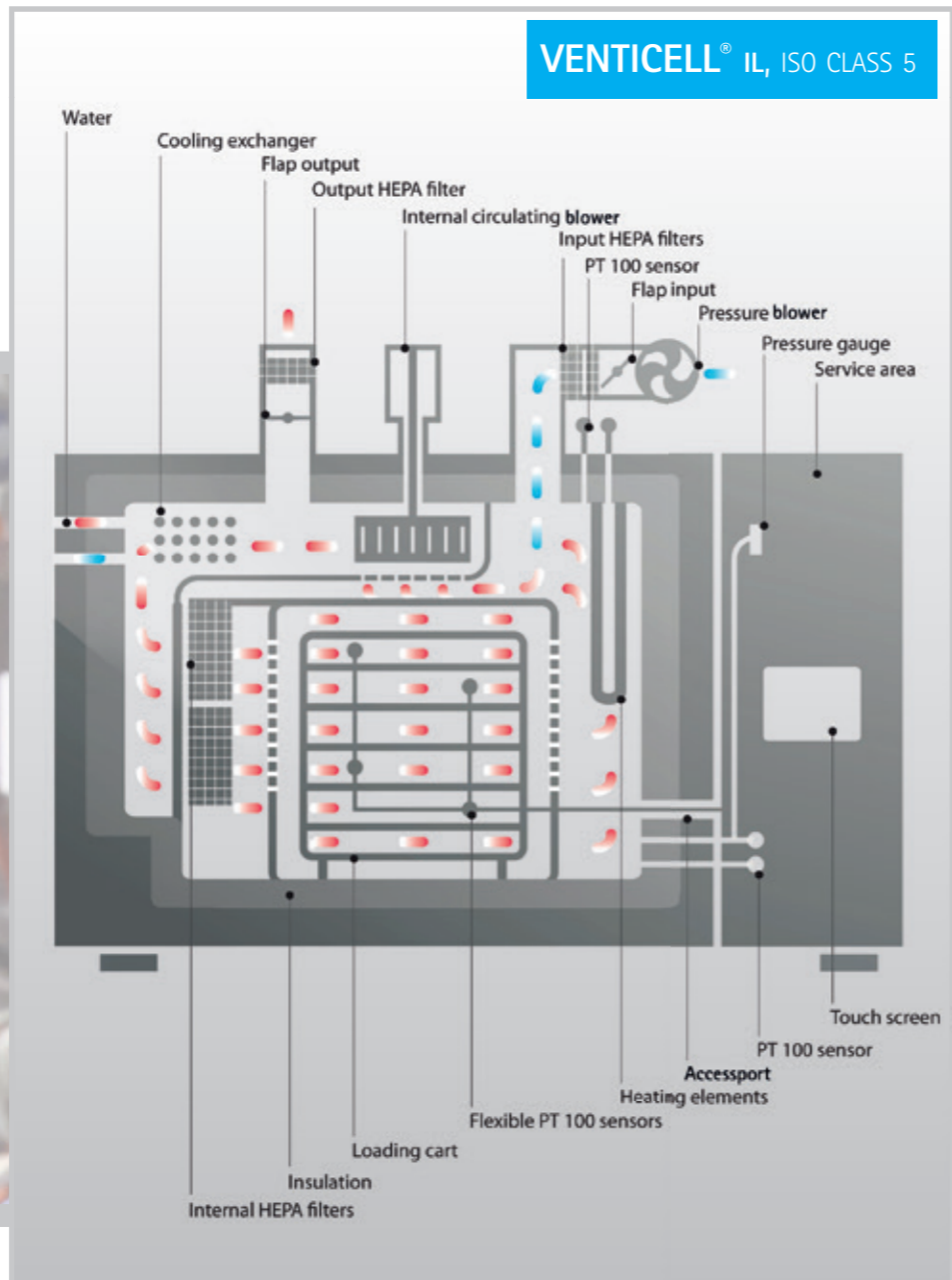
Sterilization is a process that ensures killing of all viable microorganisms, including spores, and which leads to an irreversible inactivation and killing of health-relevant worms and their eggs. During the sterilization cycle, the number of *Bacillus subtilis* microorganisms must be reduced by at least 6 orders of magnitude. The sterilizing effect in hot air sterilizers is achieved by heating the sterilized material to high temperatures (160–180 °C).

Depyrogenation is a procedure reducing the number of bacterial endotoxins (pyrogens) by at least three orders by high temperature (250–300°C) acting for a given period of time.

Important parameters of the processes are the following ones:

- accurate profile reached by sophisticated heated air flow system and perfect construction design of the sterilization chamber
- quick temperature rise and cooling
- compliance with the regulations on clean rooms

ISO CLASS (N)	Maximum concentration limits particles m ³ of air to ISO 14644-1					
	0,1 µm	0,2 µm	0,3 µm	0,5 µm	1 µm	5 µm
ISO CLASS 1	10	2				
ISO CLASS 2	100	24	10	4		
ISO CLASS 3	1 000	237	102	35	8	
ISO CLASS 4	10 000	2 370	1 020	352	83	
ISO CLASS 5 (CLASS 100)	100 000	23 700	10 200	3 520	832	29
ISO CLASS 6	1 000 000	237 000	102 000	35 200	8 320	293
ISO CLASS 7 (CLASS 10,000)				352 000	83 200	2 930
ISO CLASS 8				3 520 000	832 000	29 300
ISO CLASS 9				35 200 000	8 320 000	293 000

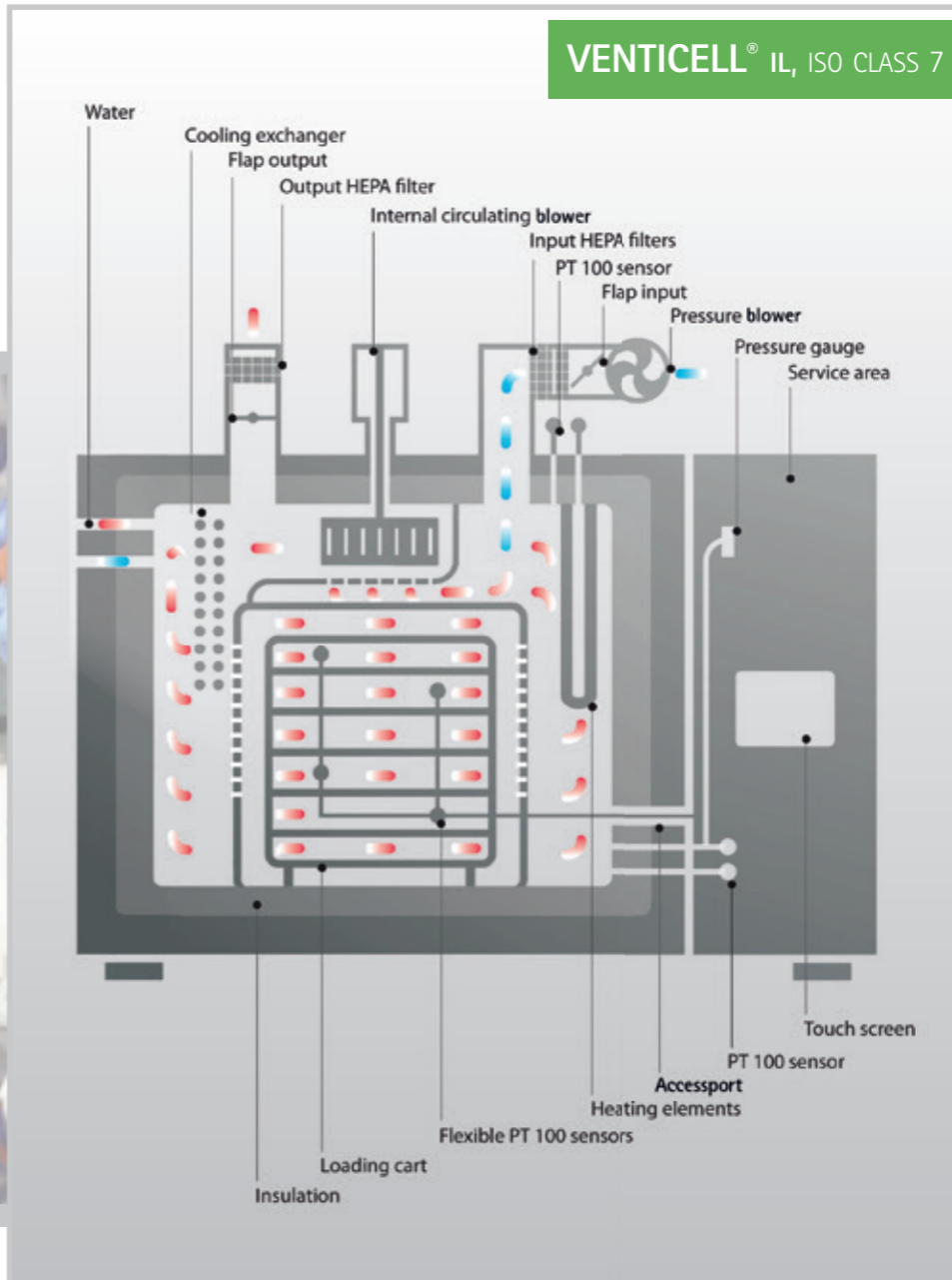


VENTICELL® IL ISO CLASS 5

- complies with regulations on clean rooms according to ISO 14644-1
- external HEPA filters at the input and special internal HEPA filters for high temperature
- sophisticated construction of the sterilization chamber
- loading equipment
- guarantee of compliance with ISO Class 5 in all the sterilization chamber zones
- working temperature up to 300°C
- various sterilization chamber volumes – see table
- one- and passthrough models
- stainless steel fascia panels of the device with possibility of individual installation into a clean room

VENTICELL® IL ISO CLASS 7

- complies with regulations on clean rooms according to ISO 14644-1
- external HEPA filters at the input
- sophisticated construction of the sterilization chamber
- loading equipment
- guarantee of compliance with ISO Class 7 in all the sterilization chamber zones
- working temperature up to 300°C
- various sterilization chamber volumes – see table
- one- and passthrough models
- stainless steel fascia panels of the device with possibility of individual installation into a clean room



VENTICELL® IL EASY


The economical variant of the hot-air sterilizer VENTICELL® IL EASY also meets the conditions for installation in clean rooms. It meets the requirements of EU Directives 2014/35/EU and 2014/30/EU. The device construction is based on the established and well-proved MMM heating equipment devices (COMFORT/ECO/EVO line) and it is intended for long-term use in hot-air sterilization and depyrogenation processes with necessary technical adjustments. (For more details see p. 14)



Unique Heat Transfer Inside the Working Chamber

- The activity is based on horizontal air flow through air ducts in the back and side device walls by means of a blower in an electrically heated chamber. Thus the spatial air temperature deviation and accurate temperature profile are ensured.
- Sophisticated placement of the ventilation air ducts, heating elements, internal blower and adjustable air suction flap and discharge allow fast temperature rise and accurate cycle course in the sterilization chamber.
- Forced air cooling by an overpressure blower during the final cycle phase ensures the resulting reduction of necessary working cycle duration (e.g. 320 bottles ROUXE 1000 ml, sterilization 250°C / 30 minutes, cooling by air to 90°C, cycle duration 4 – 6,3 hours depending on the flow intensity).
- Temperature range up to 300°C allows the device use in the whole spectrum of industrial applications including the hot-air sterilization and depyrogenation.
- Inner blower with frequency control using a frequency converter for air flow optimization in the chamber

- Thanks to special two-stage HEPA filters of class H 11 and H 14 placed at the air inlet into the device, the requirements of the standard EN 14644, ISO Class 5 and 7, have been met.
- The use of thermally resistant internal HEPA filters H 13 and fluent air flow regulation allow arrangement of perfect continuous cleaning of the inner chamber, thus reducing the particles occurrence during all the cycle phases (only VENTICELL® IL, ISO Class 5), which means compliance with EN 14644, ISO Class 5.
- The additional overpressure blower ensures overpressure in the chamber 0,45 – 1,5 mbar.
- Door sealing and special sealing of the blower axis eliminates any contact with the outer atmosphere during and after the sterilization cycle.
- The outlet pipework of the device can be fitted with high-temperature hepa filters H13.



laboratories



pharmacy



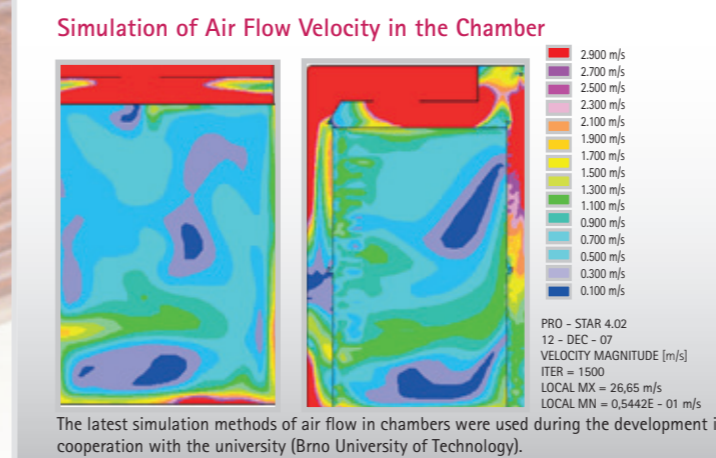
BSL 3 / BSL 4

Transport and Loading System

The sterilized material handling is facilitated by a loading system consisting of the transport and loading cart. The transport cart construction has been designed to ensure a highly stable load handling, even if it is quite heavy. The loading cart with shelves for standardised containers placement is equipped with wheels with thermally resistant bearings so as to arrange safe handling and long service life. That guarantees the load placement into the device without any risk of parts release from the cart. The loading device construction allows fluent air flow in the chamber, thus contributing to the working cycle duration shortening and temperature homogeneity increase in the sterilization chamber.

Environmental Awareness

Both the device production and the devices as such comply with the strict European ecological criteria. They do not burden the working and living environment. Multi-stage controlled cycle and fluent regulation of the revolutions increase and run-out prevent useless power surges in the power supply mains. The design of the device construction, e.g. effective flow in the chamber, perfect and extremely thick insulation of the sterilization chamber with the rock wool, blower axis sealing or controllable suction and exhaust flaps not only optimize the cycle parameters, but they also minimize power consumption and protect the user's rooms from uselessly radiated heat. The heat insulation keeps perfect insulating properties even under high temperatures when it retains low thermal absorption. During operation, it does not release any smell or smoke emissions as it contains neither binders, nor lubricants. The device does not produce any harmful waste. Environment-friendly processing methods have been used during its manufacture. More than 90% of the device and the package can be recycled. The device does not contain any dangerous substances or heavy metals and it meets the Directive on use of dangerous substances RoHS No. 2011/65/EU and wastes WEEE No. 2012/19/EU.



Intuitive Touch Control Panel

Unique Properties, Safe Work procedures

- high operational safety, doubled system of collection and evaluation of process information and its continuous comparison and evaluation
- any established deviation exceeding the permitted value deviation induces an error message issued by the industrial PLC system with own control software

Control System PLC – Siemens S7-1500

- with basic device functions on both device sides (in a passthrough model) and extended offer of user functions on the main panel
- main comfortable colour 12,1" touch panel ensures clear and simple operation, diagnostics and service at the loading side
- colour 7" touch display on the unloading (clean) side (in a passthrough model) informs even about the process status and it allows basic device control to the operator
- visual and acoustic (optional equipment) status and process signalling (during the process, the display shows the process course and time till the working cycle end in both digital and analogue form)
- Naturally, there are included visual and sound adjustable alarms as well as many individual adjustments of configurations (valves, flaps, communication language, print or data output, process control using flexible PT 100 sensors, etc.)
- clock – an indicator of supposed remaining time of the program and real time indicator – after the cycle finishing, the automatics confirms correct course, prints the protocol for the given cycle and allows the device door opening
- the "delayed start" function allows the device switch-on in a pre-defined time without the operator's presence
- the diagnostic section allows easy service diagnostics and very quick service intervention



Batches Documenting

In addition to both the local and remote continuous checking of the working processes, the working cycle documenting is required in certified plants. It can be ensured by:

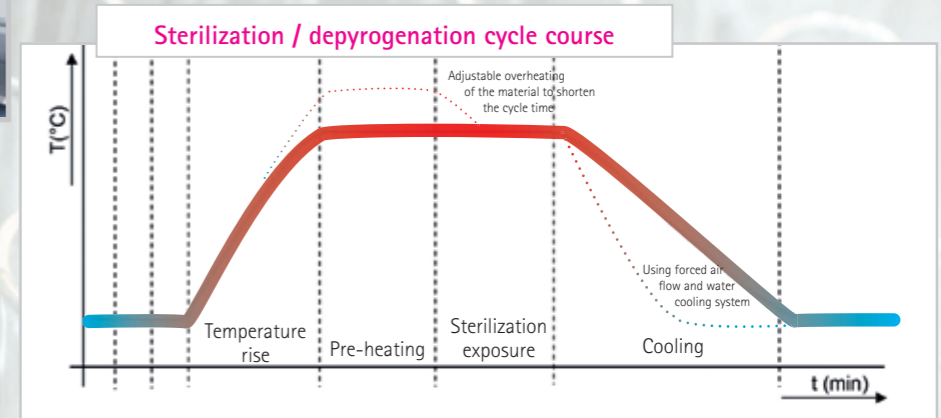
- independent documentation with possibility of protocols data saving in the panel memory
- built-in thermo printer (optional equipment)
- connection to PC (Ethernet) for data exchange or for remote diagnostics and saving protocols in the computer memory and displaying in the computer using the „WarmComm" software - (optional equipment)
- WIFI module for wireless connection to the computer allowing current data transfer (optional equipment)



WarmComm 4.0

special software for MMM heat technology – efficient access to your data
The special WarmComm software allows data storing and managing in a PC simultaneously with the device memory.

On-line support: <http://warmcomm.bmt.cz>



Thanks to modular construction of our devices even VENTICELL® IL may be additionally equipped according to your preferences with many additional options.

- one-door or passthrough version
- chamber design of high-quality stainless steel 316 L
- surface treatment of the chamber $R_a \leq 0,4 \mu\text{m}$
- surface treatment of the chamber "mirror shine" $R_a \leq 0,125 \mu\text{m}$
- water cooling – it reduces the cooling phase time up to half
- output high-temperature HEPA filter with a flange
- Access point for DOP test (depending on equipment with HEPA filters) CLAMP DN 15 DIN 32676
- transport and loading equipment made of stainless steel AISI 304 or 316 L, equipped with special resistant castors without release of particles and high-temperature bearings, the loading cart is optimised for usual sizes of cartridges with material or it may be adjusted according to client's requirements
- validation port terminated with a Clamp ISO KF-40 or according to client's requirements
- fluently adjustable outlet flap
- validation port termination according to requirements – e.g. for thermocouples
- built-in thermo printer with 10-year guarantee of printing stability and print width of 113/104 mm
- Differential pressure sensor with analogue displaying (front of the device)
- Control differential pressure sensor with digital displaying (service space)
- flexible temperature sensor PT100 for process operation and control in a specific location of the chamber
- data outputs Wifi or USB for connection of external data loggers and printers, data output GSM
- special software WarmComm 4.0 for data saving and administration on PC
- System for more efficient cooling by air with flaps for switching over the suction of externally pre-cooled and ambient air
- Air-tight design „BIOSEAL“
- cover strips made to measure to be built in the device, into pharma partition walls and ceilings
- basic documentation IQ, OQ, PQ for validation
- FAT, SAT
- stand-by power supply UPS for maintenance of monitoring and displaying of parameters relevant for the pharmaceutical process, including the possibility of door handling in case of power failure
- double-sided operation setting – loading possible from both sides
- 12,1" touch screen with extended functions for unloading side
- USB for assemblage on the loading side
- Input/output HEPA filter assembled in a special position depending on space possibilities of the building
- compatibility with 21 CFR part 11 and GAMP 5 with outputs to the touch display or SW Warmcomm 4.0

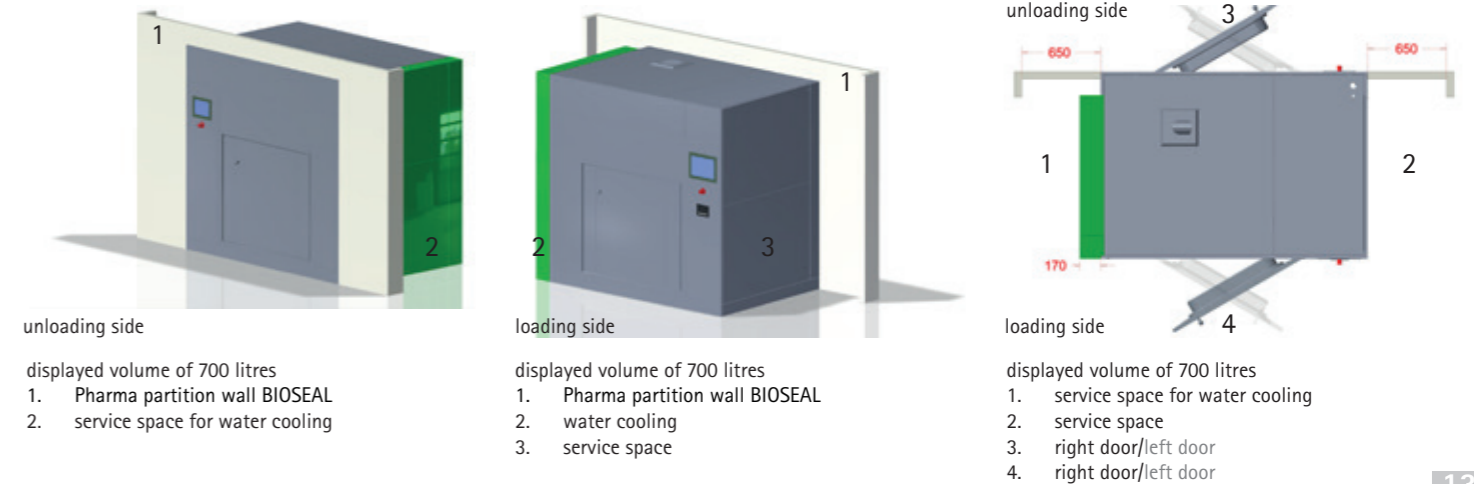


ISO 5
ISO 7
EASY

Model VC IL	Volume (approx) [l]	Dimensions (h×w×d)* [mm]		Device weight [kg]	Number of shelves positions in chamber/load cart**	Mutual shelves distance [mm] in chamber/load cart**	Maximum permissible tray/shelf load [kg]	Maximum permissible overall load [kg]	Maximum permissible overall load [kg]	Maximum device power input [kW]	Temperature range [°C]	Minimum heating time to 250 °C / min-empty chamber	Maximum temperature time variation acc. to DIN 12 880 [°C]	Maximum temperature space deviations acc. to DIN 12 880 [°C]	Heat radiated to environment at 250 °C cca [W]	Corresponds to ISO 14644-1
		outer	inner													
4500-1	4500	3052x2540x3320	1500x1030x2920	3650	-/12	-/105	19/38	-	1300	80	300	95	+/-1	+/-5	7700	ISO CLASS 5
4500-2	4500	3052x2540x3320	1500x1030x2920	3750	-/12	-/105	19/38	-	1300	80	300	95	+/-1	+/-5	7700	ISO CLASS 5
3900 - 1	3900	3052x2410x3320	1500x900x2920	3550	-/12	-/105	19/38	-	1300	80	300	85	+/-1	+/-5	7500	ISO CLASS 5
3900 - 2	3900	3052x2410x3320	1500x900x2920	3650	-/12	-/105	19/38	-	1300	80	300	85	+/-1	+/-5	7500	ISO CLASS 5
2000 - 1	2000	2727x2410x1900	1500x900x1500	2030	-/15	-/68	19/38	-	480	50,5	300	60	+/-0,5	+/-2	4300	ISO CLASS 5
2000 - 2	2000	2727x2410x1900	1500x900x1500	2130	-/15	-/68	19/38	-	480	50,5	300	60	+/-0,5	+/-2	4300	ISO CLASS 5
1500 - 1	1500	2727x2410x1540	1500x900x1140	1730	-/15	-/68	19/38	-	480	38,5	300	60	+/-0,5	+/-1,5	3800	ISO CLASS 5
1500 - 2	1500	2727x2410x1540	1500x900x1140	1830	-/15	-/68	19/38	-	480	38,5	300	60	+/-0,5	+/-1,5	3800	ISO CLASS 5
700 - 1	700	2077x2191x1540	900x732x1140	1240	-/8	-/68	20/40	-	400	25	300	55	+/-0,5	+/-1,5	2800	ISO CLASS 5
700 - 2	700	2077x2191x1540	900x732x1140	1300	-/8	-/68	20/40	-	400	25	300	55	+/-0,5	+/-1,5	2800	ISO CLASS 5
4500-1	4500	3052x2540x3320	1500x1030x2920	3050	-/12	-/105	19/38	-	1300	80	300	80	+/-1	+/-5	6700	ISO CLASS 7
4500-2	4500	3052x2540x3320	1500x1030x2920	3150	-/12	-/105	19/38	-	1300	80	300	80	+/-1	+/-5	6700	ISO CLASS 7
3900 - 1	3900	3052x2410x3320	1500x900x2920	2950	-/12	-/105	19/38	-	1300	80	300	70	+/-1	+/-5	6500	ISO CLASS 7
3900 - 2	3900	3052x2410x3320	1500x900x2920	3050	-/12	-/105	19/38	-	1300	80	300	70	+/-1	+/-5	6500	ISO CLASS 7
2000 - 1	2000	2727x2037x1900	1500x900x1500	1790	-/15	-/68	19/38	-	480	50,5	300	45	+/-0,5	+/-2	3600	ISO CLASS 7
2000 - 2	2000	2727x2037x1900	1500x900x1500	1890	-/15	-/68	19/38	-	480	50,5	300	45	+/-0,5	+/-2	3600	ISO CLASS 7
1500 - 1	1500	2727x2037x1540	1500x900x1140	1490	-/15	-/68	19/38	-	480	38,5	300	45	+/-0,5	+/-1,5	3100	ISO CLASS 7
1500 - 2	1500	2727x2037x1540	1500x900x1140	1590	-/15	-/68	19/38	-	480	38,5	300	45	+/-0,5	+/-1,5	3100	ISO CLASS 7
700 - 1	700	2077x1828x1540	900x732x1140	1140	-/8	-/68	20/40	-	400	25	300	45	+/-0,5	+/-1,5	2300	ISO CLASS 7
700 - 2	700	2077x1828x1540	900x732x1140	1160	-/8	-/68	20/40	-	400	25	300	45	+/-0,5	+/-1,5	2300	ISO CLASS 7
707 - 1	707	1910x1160x790	1410x940x540	215	19/18	70/36	-	50/20	130	4,9	250/300***	64	+/-0,4	+/-2,5	2550	not stated
707 - 2	707	1910x1160x806	1410x940x540	230	19/18	70/36	-	50/20	130	7,3	250/300***	50	+/-0,74	+/-2,5	2550	not stated
404 - 1	404	1910x760x790	1410x540x540	150	19/18	70/36	-	30/30	100	3,7	250/300***	58	+/-0,4	+/-1,5	1940	not stated
404 - 2	404	1910x760x806	1410x540x540	160	19/18	70/36	-	30/30	100	5,5	250/300***	43	+/-0,4	+/-1,8	1940	not stated
222-1	222	1090x760x790	760x540x540	100	10/-	70/-	-	30/30	70	1,9	250/300	70	+/-0,4	+/-1	990	not stated
222-2	222	1110x760x806	760x540x540	105	10/-	70/-	-	30/30	70	3,7	250/300	33	+/-0,4	+/-1,2	990	not stated
111-1	111	860x760x640	530x540x390	75	7/-	70/-	-	20/20	50	1,9	250/300	53	+/-0,4	+/-1	760	not stated
111-2	111	860x760x660	530x540x390	80	7/-	70/-	-	20/20	50	1,9	250/300	-	+/-0,4	+/-1	760	not stated
55-1	55	680x620x640	350x400x390	55	4/-	70/-	-	20/20	50	1,3	250/300	49	+/-0,3	+/-1	590	not stated
55-2	55	680x620x660	350x400x390	60	4/-	70/-	-	20/20	50	1,3	250/300	-	+/-1,2	+/-2	590	not stated

Chamber xxx-1 single door, Chamber xxx-2 passthrough
 ** Parameters of loading cart can be modified individually
 *** The 300 °C vision is possible only in combination with stainless steel shell of the device.

The values may differ depending on specific charge and media parameters.
 Changes in the desing and make reserved



VENTICELL® IL EASY

The economical hot-air sterilizer variant VENTICELL® IL EASY complies with the requirements for installation in clean rooms as well. It complies with the requirements of EU Directives 2014/35/EU and 2014/30/EU. The device construction is based on the established and well-proved MMM heating technology devices (COMFORT/ECO/EVO line) intended for long-term use in hot-air sterilization and depyrogenation processes with the following necessary technical adjustments:

- sealed chamber and door for installation in clean rooms
- separated control panels on both device sides
- power electronics separated from the basic device body
- reinforced device door for lesser thermal dilatation and better sealing
- levelling legs for stable installation
- modified control SW for the temperature heating up time minimization
- sealed exhaust extension and sealed access port for validation
- varnished or stainless steel covering strips for device installation into the wall.

Inner volume: 55, 111, 222, 404, 707 litres
 Temperature range: 250°C/300°C
 Inner chamber: stainless steel, DIN 1.4301 (AISI 304L)

Microprocessor Control

- 6 adjustable programs
- chip card system offering unlimited program equipment of the RS 232 interface for printer or PC connection
- possibility of delayed start and stop function
- acoustic and visual alarm of error state
- time range 0–40 years with 1 minute adjustments
- digital safety thermostat
- real time
- programmable temperature increase or decrease slopes
- "RAMPS" – programming of time sections of the program
- "SEGMENTS" – cycling of individual programs
- digital adjustment of fan speed 10 to 100%
- manual control of the air suction and exhaust flap
- keyboard blocking
- door opening control

Other Optional Equipment

- door with window and interior lighting
- access ports diam. 25, 50, 100 mm
- door locking
- left door versions (except for the 707 litres volume)
- special software WarmComm 4.0
- HEPA-filter (air filter integration)
- potential-free contact for alarm messages
- flexible PT100 sensor
- passthrough version
- operation temperature range extension up to 300 °C, only in combination with stainless steel shell of the device
- stainless steel shell of the device
- automatic door lock
- contact for external flaps control
- inner chamber design AISI 316 L for higher chemical resistance and strength
- programmable flaps



VENTICELL® IL EASY

Technical Parameters



Model	Storage area (w x d)		Maximal weight of the load in chamber (max. kg)		Electricity - mains 50/60 Hz
	Trays in chamber	Trays in loading cart	Per tray/shelf	Over all load	
55-1	380x335	-	20/20	50	230/115
55-2	380x335	-	20/20	50	230/115
111-1	520x335	-	20/20	50	230/115
111-2	520x335	-	20/20	50	230/115
222-1	520x485	-	30/30	70	230/115
222-2	520x485	-	30/30	70	3x400+N+PE/ 3x115+PE
404-1	520x485	490x462	30/30	100	3x400+N+PE/ 3x115+PE
404-2	520x485	490x487	30/30	100	3x400+N+PE/ 3x115+PE
707-1	920x485	890x462	50/20	130	3x400+N+PE/ 3x115+PE
707-2	920x485	890x487	50/20	130	3x400+N+PE/ 3x115+PE

The values may differ depending on specific charge and media parameters. Changes in the desing and make reserved



Unique Line... Cell

Designation	Type marking	Laboratory case type	ECO line		Natural air circulation	Forced air circulation	Temperature range in °C (Optional equipment)	Volume 22 (l)	Volume 50 (l)	Volume 55 (l)	Volume 111 (l)	Volume 190 (l)	Volume 222 (l)	Volume 404 (l)	Volume 707 (l)	Volume 1,212 (l)
			EVO line	Linie Standard Linie Comfort												
drying, tempering, sterilization	ECOCELL®	drying oven	•		•	5*-250/300	•		•	•			•	•	•	
	DUROCELL	drying oven with protective layer of inner space EPOLON	•		•	5*-125	•		•	•			•			
	VENTICELL®	drying oven	•		•	10*-250/300	•		•	•			•	•	•	•
	STERICELL® ***	hot-air sterilizer	•		•	10*-250	•		•	•			•	•		
	VACUCELL®	drying oven with vacuum	•			5*-250/300	•		•	•						
incubation	INCUCELL®	incubator / biological thermostat	•		•	5-100	•		•	•			•	•	•	•
	INCUCELL® V	incubator / biological thermostat	•		•	10-100	•		•	•			•	•	•	•
	FRIOCELL®	incubator with cooling	•		•	0-100 (-20)			•	•			•	•	•	•
	CLIMACELL®	incubator with cooling and controlled humidity	•		•	0-100 (-20)			•	•			•	•	•	•
	CO2CELL**	incubator with CO ₂ atmosphere		•	•	5*-60		•				•				

* above the exterior temperature

** manufacturer MMM Medcenter Einrichtungen GmbH, Semmlweisstrasse 6, D-82152 Planegg / Munich, tel.: +49 89 89 92 26 20, e-mail: medcenter@mmmgroup.com

*** the STERICELL® line also meets European Directive 2017/745 (MDR) for medical devices



Make acquaintance with our further offers...



VENTICELL® IL depyrogenation cabinets



Steam sterilizers



Laboratory drying devices and incubators



Washer Disinfectors for Medical Usage



youtube.com/bmtbrno



facebook.com/bmt.cz



MMM Medcenter Einrichtungen GmbH, Semmlweisstrasse 6, D-82152 Planegg / München
Tel.: +49 89 8992 2620, Fax.: +49 89 8992 2630, E-mail: medcenter@mmm-medcenter.de, www.mmm-medcenter.de