


WarmComm 3.0

COMMUNICATION SOFTWARE
FOR LABORATORY DRYING
OVENS AND INCUBATORS



ON-LINE SUPPORT – New for 2011*



Your benefits

- Updated Warmcomm versions
- Updated Warmcomm manuals
- Updated language localization
- Reporting of technical problems – on-line solution
- One registration for all user's installations
- On-line unlocking of administrator access in case of lost password
- On-line or off-line support
- Highest secure on-line communication by coded data saved on the producer's server
- Complete free support for current or future Warmcomm installations

<http://wc3.bmt.cz>

*) Service accessible since November 2010 for all program levels (Basic, Professional, FDA) from version 66

protecting human health
www.mmm-medcenter.de

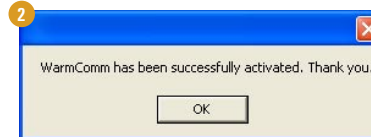
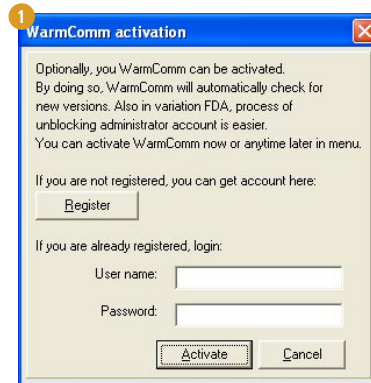


How the on-line support works?

1

Is your PC with Wamrcomm installation connected to the Internet?

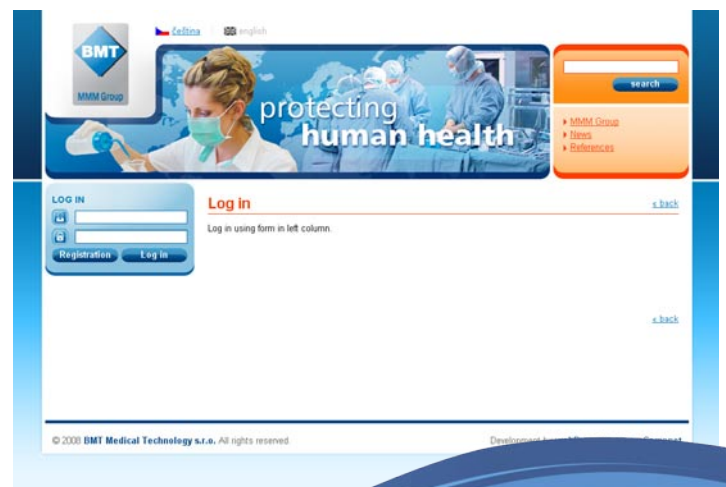
1. Install your new **Warmcomm 3.0**.
After first initiation, a dialog box appears (pict. 1). In case of current installation please open Tools/Activate.
2. When the web browser opens please register in our secure web page. In case of need please change the language by clicking on the flag icon.
3. You will receive a user name and password sent to your e-mail. Please store the user name and password for later use.
4. By means of the first dialog box (par.1) activate the on-line support of one or more **Warmcomm 3.0** installations (pict. 2).
5. You will be offered a new update of Warmcomm upon initiation of the program when available which at that time you can download and install the update immediately. You will need to close all running measurements for the update installation. In case you would like to update your program later, the updated version is available on <http://wc3.bmt.cz> at any time for free. All current data will be accessible and compatible with the updated Warmcomm version.
6. In the event you are locked out of administrator access during your installation (4 faulty entries) it is easily possible to restore you administration access by way of the username and password of your on-line support activation in the dialog box Unlock user (pict. 3 and 4).
7. Through the web page <http://wc3.bmt.cz>, it is possible to download the current user manual, request online support for technical problems and use more support service from BMT.



2

Do you have Internet access on another PC?

1. Please register in our secure web page <http://wc3.bmt.cz>. In case of need please change the language by clicking on the flag icon.
2. You will get a user name and password sent to your e-mail. Please store the user name and password for later use.
3. Contact your local distributor or our company by e-mail or by phone for activation.
4. Through the web page <http://wc3.bmt.cz> it is possible to download the current user manual, request online support for technical problems and use more support service from BMT.
5. In the event you are locked out of administrator access during your installation (4 faulty entries) it is easily possible to restore you administration access by way of the username and password of your on-line support activation in the dialog box Unlock user by using the off-line key. (pict. 5).



MMM Medcenter Einrichtungen GmbH
Sommelweisstrasse 6
D-82152 Planegg / München
Tel.: +49 89 8992 2620
Fax.: +49 89 8992 2630
E-mail.: medcenter@mmm-medcenter.de